







Empower your hustle Get Easy-2-Pay

Use your mobile device to accept card payments for goods and services.

-  **Affordable** - No rental & installation fees
-  **Hassle Free** - Less cash to manage
-  **Paperless** - Electronic receipts - (SMS)
-  **Secure** - Safely pay and accept cash
-  **Convenient** - Transact anywhere, anytime



*Terms and Conditions Apply




Bank Gaborone
a member of **Capricorn Group**

Get paid in fewer steps with the Easy-2-Pay payment solution


Introducing an affordable, convenient and secure way to make and/or receive payments. Easy-2-Pay allows Micro, Small and Medium Enterprises (SMMEs) to receive payments on their mobile devices. Customers can simply make payments by tapping their card on a Near Field Communication (NFC)-enabled, Android mobile device to pay for goods and services.

Purchase Transaction Steps

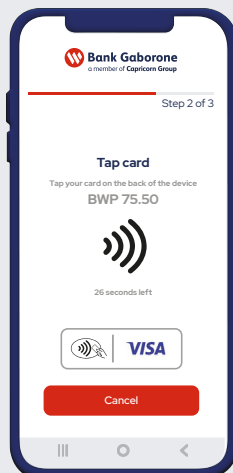
Merchant selects Bank Gaborone Easy-2-Pay icon on their mobile device



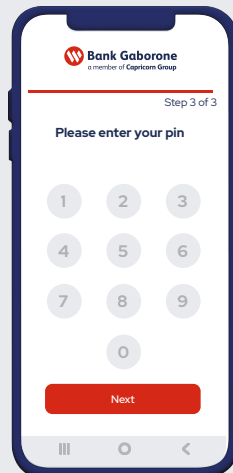
Merchant will enter the purchase amount and press next



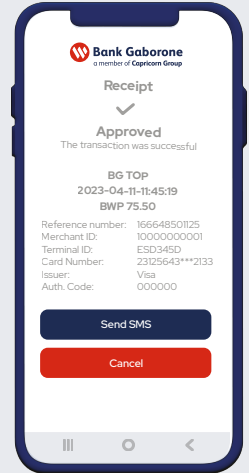
Customer will tap their card on the back of the merchant's mobile device



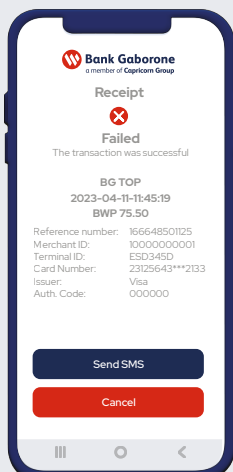
Customer will enter their PIN and press next




Merchant will wait for response from bank (Approved)




Merchant will wait for response from the bank (Failed)



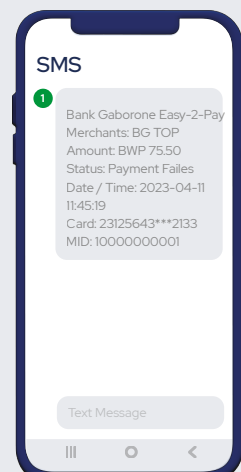
Merchant will select send SMS



Merchant will enter mobile number provided by customer and press next



SMS notification received



For more information, contact us today at **+267 315 8681** or email **pos@bankgaborone.co.bw** for an opportunity to receive a presentation on this exciting product.